

Maximize your time at Paperworld and Gifts and Lifestyle Middle East 2025



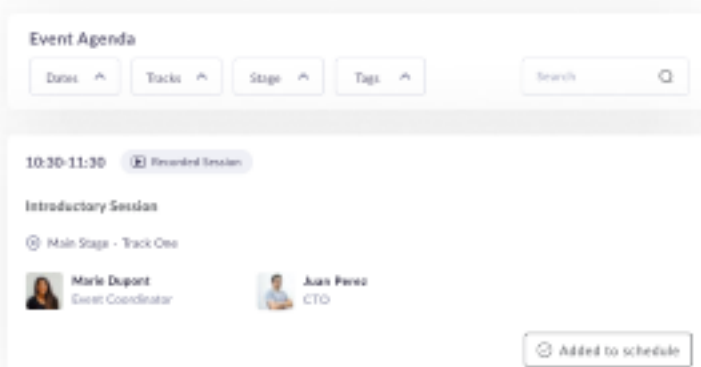
1 Manage your availability

Prevent unnecessary rescheduling and meeting conflicts.

A screenshot of the 'Range of daily availability' settings. It shows a dropdown menu for 'All times shown in Event Local Time' with a range from 00:00 to 24:00. Below this, there's a section for 'Event Days' with a checkbox for 'Monday - April' and a 'Done' button. A note says 'Select the times that you are unavailable on this day'. There are two rows of time selection: 'from 11:00 to 12:00' and 'from Select to Select'.

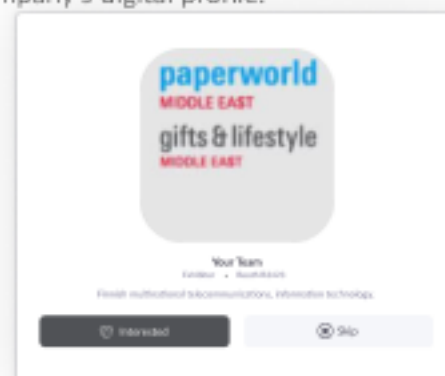
2 Build your event experience

Explore the agenda to further customize your event experience.



3 Familiarize yourself with My Team

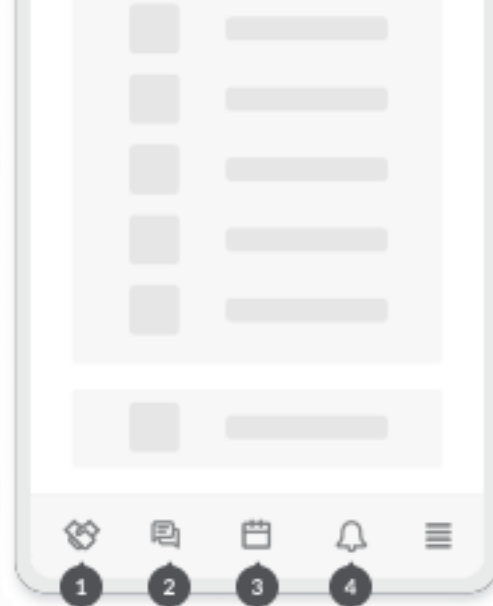
Collaborate with your colleagues to book meetings, review leads, and perfect your company's digital profile.



Images above are mockups for illustrative purposes. Actual event platform appearance may vary. We've carefully crafted this guide to help you harness the full potential of our event platform to prepare for Paperworld and Gifts and Lifestyle Middle East 2025. Scan the QR code or [click here](#) for more in-depth resources.



The Paperworld and Gifts and Lifestyle Middle East 2025 Mobile App



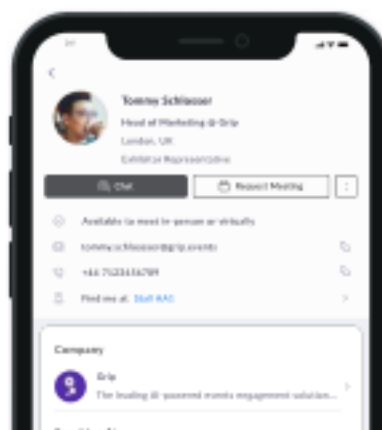
1 Discover Paperworld and Gifts and Lifestyle Middle East 2025

Your central hub for Paperworld and Gifts and Lifestyle Middle East 2025. Access essential information and personalized content.



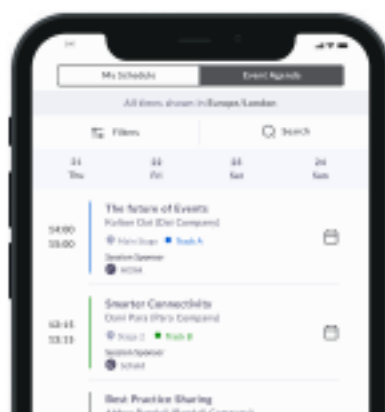
2 Chat with connections

Ensure you've made a connection or confirmed a meeting to initiate chats.



3 Follow your schedule

Keep track of your day.



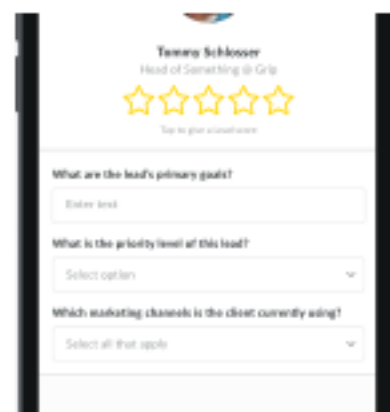
4 Get notified

Enable notifications to get event updates.



5 Lead qualification and comments

All-in-one view of your leads



Images above are mockups for illustrative purposes. Actual event platform appearance may vary. We've carefully crafted this guide to help you harness the full potential of our event platform to prepare for Paperworld and Gifts and Lifestyle Middle East 2025. Scan the QR code or [click here](#) for more in-depth resources.



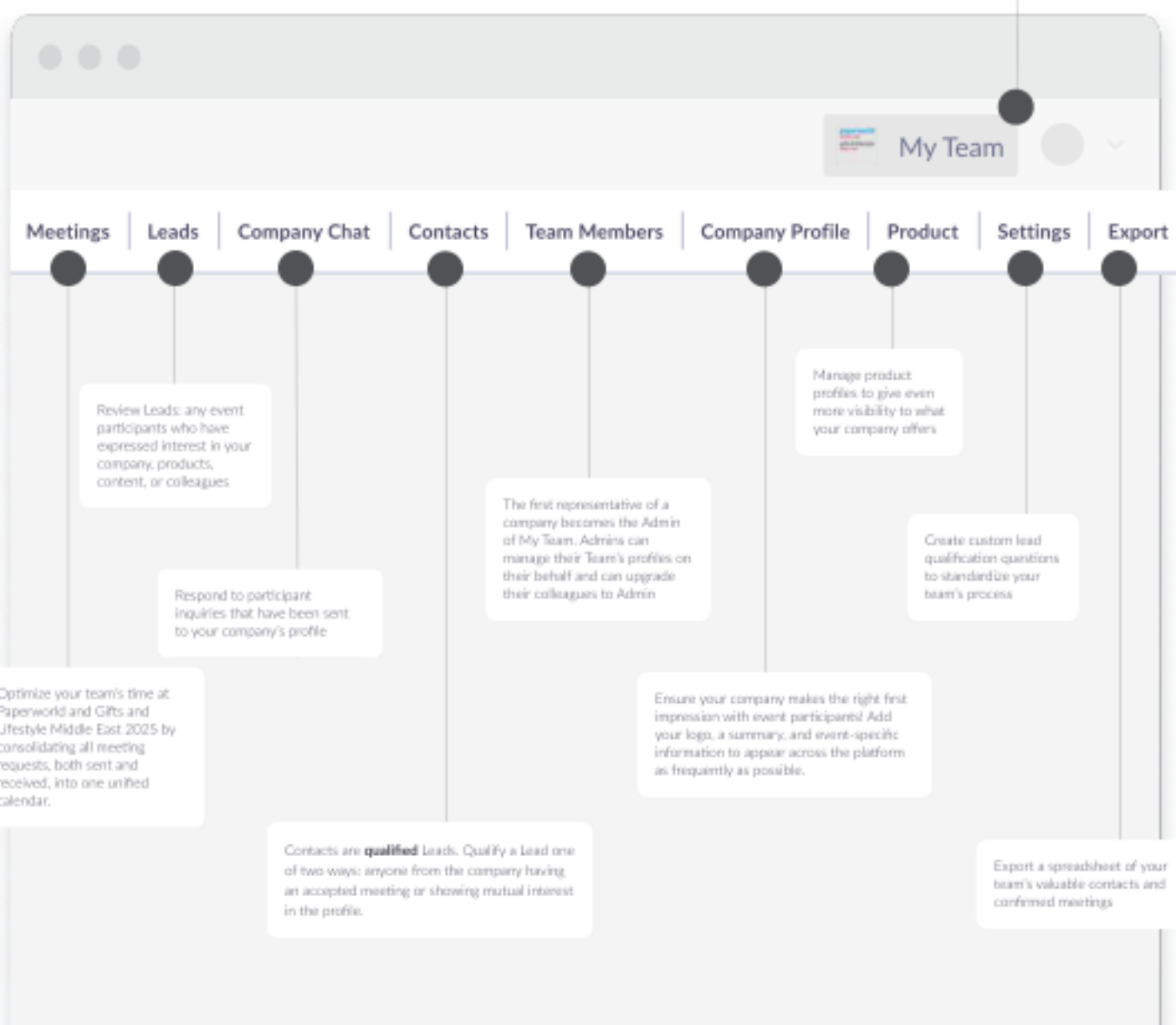
Manage your company's time at Paperworld and Gifts and Lifestyle Middle East 2025

PRO TIP

My Team is accessible exclusively via web browser. Access My Team before Paperworld and Gifts and Lifestyle Middle East 2025 to collect as many Leads as possible.

My Team

Centralize your team's engagement with event participants to maximize insights and return on your time at Paperworld and Gifts and Lifestyle Middle East 2025.



Images above are mockups for illustrative purposes. Actual event platform appearance may vary. We've carefully crafted this guide to help you harness the full potential of our event platform to prepare for Paperworld and Gifts and Lifestyle Middle East 2025. Scan the QR code or [click here](#) for more in-depth resources.



Lead qualification at Paperworld and Gifts and Lifestyle Middle East 2025

Settings

Create custom questions to help your team qualify leads consistently, in a structured and efficient manner. Lead qualification data is included on My Team exports.

The screenshot shows the 'Lead Qualification Settings' page in the Grip event platform. The top navigation bar includes 'Meetings', 'Leads', 'Company Chat', 'Contacts', 'Team Members', 'Company Profile', 'Product', 'Settings' (highlighted), and 'Export'. A 'My Team' dropdown menu is visible in the top right. The main content area is titled 'Lead Qualification Settings' with a subtitle 'Customize the lead qualification questions that your team will use to assess leads. Learn more'. It displays three example questions:

- What are the lead's primary goals?** (Paragraph type)
- What is the priority level of this lead?** (Single Select type, with options: High, Medium, Low, and an 'Other' option checkbox)
- Which marketing channels is the lead currently using?** (Multi Select type, with options: Social Media, Email Marketing, Content Marketing, SEO, PPC, Affiliate Marketing, and Traditional Advertising, plus an 'Other' option checkbox)

Each question card includes a type selector, a list of options, and a note: 'Note: Options will appear in the order you add them. Please add them in your desired sequence.' At the bottom, there are buttons for '+ New Question', 'Preview', and 'Save Changes'.



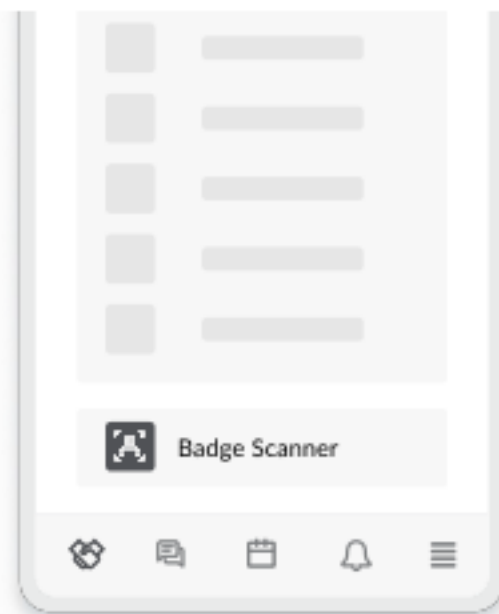
Images above are mockups for illustrative purposes. Actual event platform appearance may vary. We've carefully crafted this guide to help you harness the full potential of our event platform to prepare for Paperworld and Gifts and Lifestyle Middle East 2025. Scan the QR code or [click here](#) for more in-depth resources.



Badge Scanning at Paperworld and Gifts and Lifestyle Middle East 2025

1 Scan

Quickly scan a QR code to exchange contact information; be mindful that badge scans will share your email and phone number, even if you've opted to keep those private.

A mockup of a lead qualification form. At the top, it displays the name 'Yamir Schlosser' and the title 'Head of Something @ Grip', followed by five yellow stars and the text 'Tap to give a review'. The form contains three questions: 'What are the lead's primary goals?' with a text input field labeled 'Enter text'; 'What is the priority level of this lead?' with a dropdown menu labeled 'Select option'; and 'Which marketing channels is the client currently using?' with a dropdown menu labeled 'Select all that apply'.

2 Lead qualification and comments

Qualify leads on-the-spot to capture initial impressions, aiding in future follow-ups. All lead qualification data from badge scanning is included on My Team exports.

3 Continue the conversation

Don't just collect contacts—scanning a QR code connects you in the app, allowing you to quickly book a meeting unlocking the ability to continue conversations via chat.

PRO TIP

Badge scans will be available on your My Team export by default!



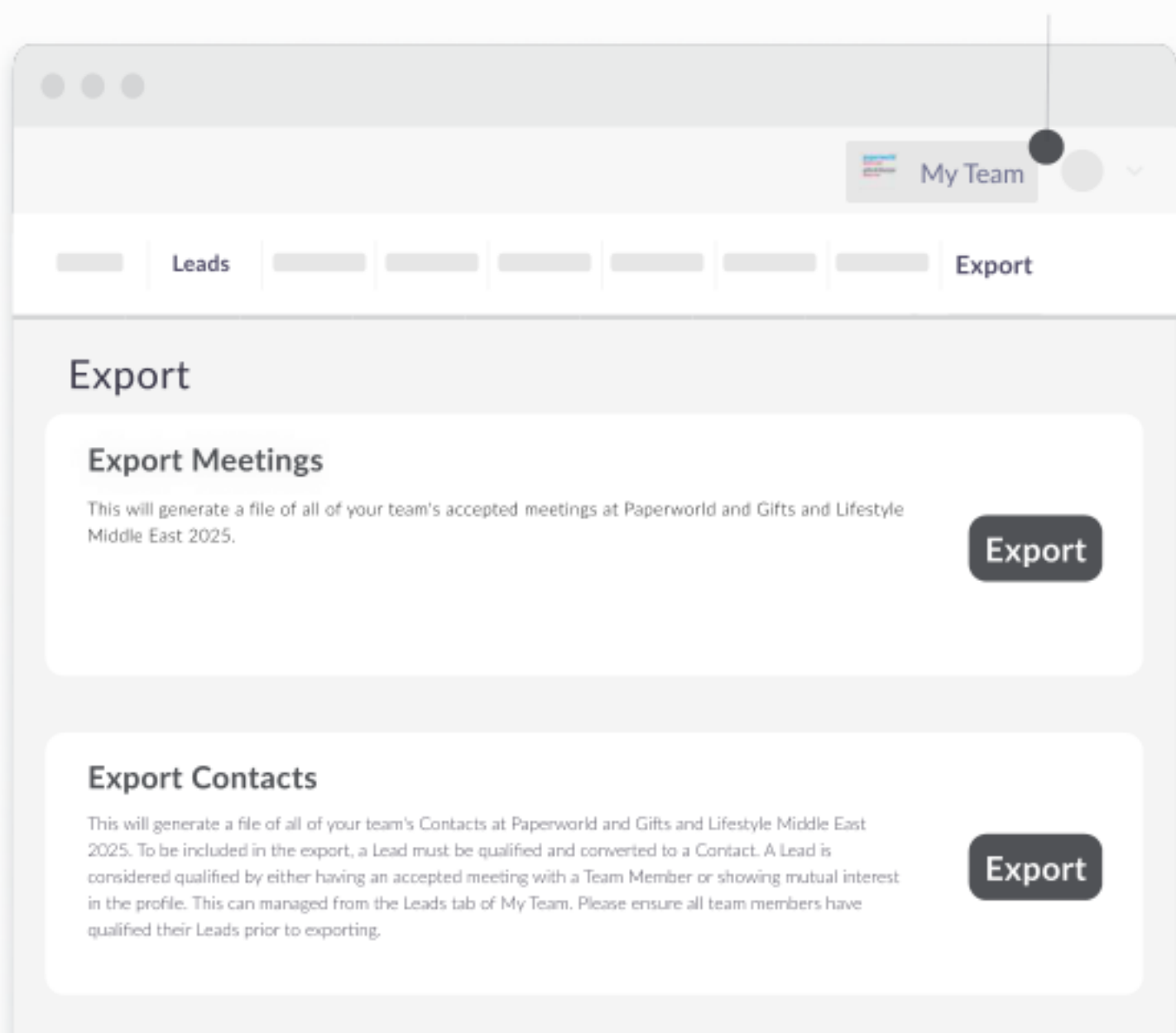
Images above are mockups for illustrative purposes. Actual event platform appearance may vary. We've carefully crafted this guide to help you harness the full potential of our event platform to prepare for Paperworld and Gifts and Lifestyle Middle East 2025. Scan the QR code or [click here](#) for more in-depth resources.



What to do after Paperworld and Gifts and Lifestyle Middle East 2025

Team Exports

Download your team's contacts and accepted meetings for post-event review and targeted follow-ups.



Images above are mockups for illustrative purposes. Actual event platform appearance may vary. We've carefully crafted this guide to help you harness the full potential of our event platform to prepare for Paperworld and Gifts and Lifestyle Middle East 2025. Scan the QR code or [click here](#) for more in-depth resources.

